

HONDA
The Power of Dreams

HR-V *RS*



e:HEV

ELEGANCE FOR THE EVERYDAY DRIVE

The All-New Honda HR-V RS e:HEV combines sporty yet elegant looks with intelligent hybrid power and versatile functionality. Perfectly balanced for performance, technology, and efficiency, it is designed for those who refuse to compromise on style or sustainability.

CONTENTS

- 04 Exterior Design
- 06 Interior Design
- 08 Dashboard
- 10 Hybrid Technology
- 12 Honda SENSING®
- 14 Model Colours
- 15 Key Features
- 16 Specifications & Features



DESIGNED TO COMMAND ATTENTION

Command the road with every detail. From the sculpted front grille and darkened accents to the gloss-black side skirts, rear bumper accents, and 18-inch alloy wheels, every angle exudes sporty confidence.

The panoramic glass roof fills the cabin with light, while striking colour options and smoked taillights add flair and distinctive as the SUV itself.



WRAPPED IN CONFIDENCE

Step inside a cabin crafted for both comfort and style. Leather seats with red stitching and RS badges embrace you with style and comfort, while the driver's 8-way power-adjustable seat lets you find your perfect position.


RS-style pedals add a sporty touch, and every surface is thoughtfully designed to enhance the driving experience.



TAILORED COMFORT AND VERSATILITY

Clever design meets everyday versatility. With four easy configurations, Honda Magic Seats® adapt to whatever life brings:

- 01 **Refresh Mode** - Enjoy the view by removing the head restraints and folding back the seats.
- 02 **Tall Mode** - Fold up the rear seats to gain some extra storage height for larger items.
- 03 **Long Mode** - Fold down all the seats on the left- or right-hand side of the car and you will have plenty of room for those long items.
- 04 **Utility Mode** - Need to take your gear with you for an outdoor excursion? Just fold down the rear seats and you are all set.






A SMARTER, MORE CONNECTED DRIVE

Stay connected and entertained with the 8-inch touchscreen infotainment system, featuring wireless Apple CarPlay® & Android Auto™. Wireless smartphone charging ensures your devices are always powered.

A premium 8-speaker sound system surrounds you with rich, clear audio, and automatic climate control keeps every passenger comfortable.

RS-specific detailing and a 7" TFT Driver Information Display elevate the cabin, while Honda Magic Seats® and a hands-free Electric Power Tailgate add practical, smart versatility.



DRIVE SMART. DRIVE HYBRID.

Take every drive to the next level with this SUV's advanced e:HEV hybrid system.

A 1.5-litre Atkinson-cycle petrol engine and two electric motors deliver smooth, responsive power, 96 kW and 253 Nm of torque.

With a fuel economy of just 4.2 L/100 km, every journey is efficient without compromise. Reduced emissions, quiet rides, and intelligent performance make every drive feel natural, exciting, and entirely yours.

Drive Mode Select

With Drive Mode Select, you can choose how every journey feels with ECON, NORMAL, or SPORT modes. Optimise efficiency for city cruising, enjoy balanced performance for everyday driving, or unleash responsive, dynamic power for a more spirited ride.

Our advanced e:HEV hybrid system seamlessly transitions among three interchangeable drive modes:



EV Drive

Delivers instant acceleration from standing, almost silent cruising and 100% electric drive.



Hybrid Drive

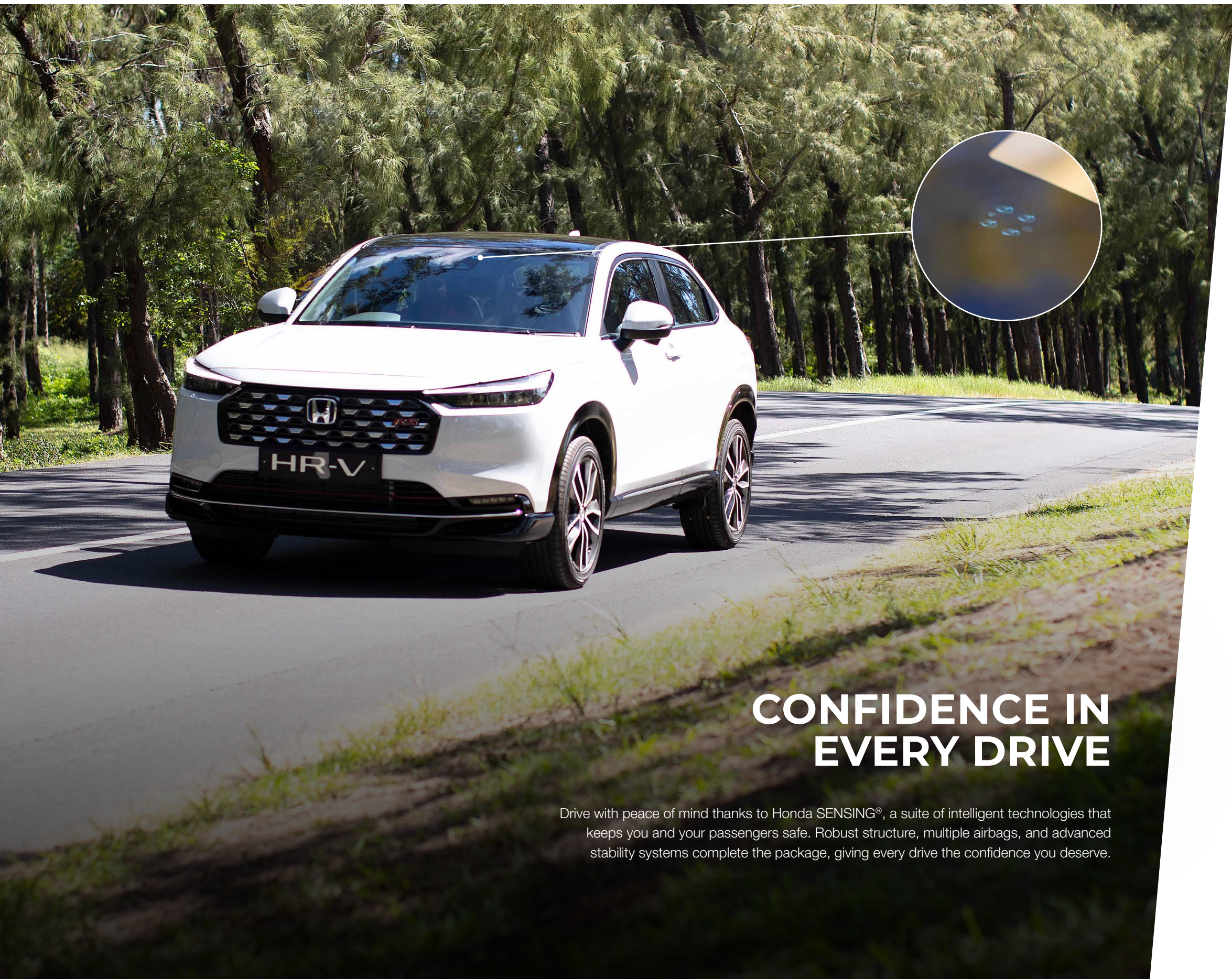
Combines the petrol engine and the two electric motors for a highly efficient full hybrid performance.



Engine Drive

Uses the petrol engine to maintain higher speeds – and charges the battery while doing so.





Honda
SENSING

ROAD DEPARTURE MITIGATION SYSTEM
with Lane Departure Warning

Alerts and helps to assist you when the system detects a possibility of your vehicle unintentionally crossing over detected lane markings or approaching the outer edge of the road surface through slight steering wheel vibration as well as a warning display.

**COLLISION MITIGATION
BRAKING SYSTEM**

This system is designed to alert you when a potential front collision is determined, as well as to reduce your vehicle speed to help minimise collision severity when a collision is deemed unavoidable.

LANE KEEPING ASSIST SYSTEM

Prevents the vehicle from drifting into adjacent lanes by detecting lane markers on the road and uses autonomous steering to keep the vehicle centred.

HIGH BEAM SUPPORT SYSTEM

Automatically changes your headlights from low beam to high beam on a clear road, and then back to low beam when an oncoming vehicle is detected.

ADAPTIVE CRUISE CONTROL
with Low Speed Follow

Helps maintain a constant vehicle speed and a set following interval behind a vehicle detected ahead of yours and, if the detected vehicle comes to a stop, can decelerate and stop your vehicle.

**CONFIDENCE IN
EVERY DRIVE**

Drive with peace of mind thanks to Honda SENSING®, a suite of intelligent technologies that keeps you and your passengers safe. Robust structure, multiple airbags, and advanced stability systems complete the package, giving every drive the confidence you deserve.

A STRIKING FINISH

Available in four striking colours, perfectly paired with its modern design. Choose from Opal White Pearlescent, Meteoroid Grey Metallic, Brilliant Sporty Blue Metallic or Coffee Cherry Red Metallic.



Opal White Pearlescent



Meteoroid Grey Metallic



Brilliant Sporty Blue Metallic



Coffee Cherry Red Metallic



Hybrid

1.5 e:HEV RS eCVT

- Sport RS package
- 18" Alloy Wheels
- Body Coloured Door Handles
- LED Headlights & Daytime Running Lights
- Front and Rear Electric Windows
- 8" Touchscreen Infotainment with Apple Carplay® and Android Auto™ Compatibility
- 7" TFT Driver Information Display
- Panoramic glass roof
- Hands-free Power Tailgate & Walk-away Close Function
- Eco-friendly Leather Upholstery
- Automatic Air Conditioning with Rear Ventilation
- 8 Speaker Sound System
- Rear Parking Sensors and Multi-view Camera
- Dual Front, Side & Curtain Airbags
- Keyless Entry & Walk-away Locking
- Honda Magic Seats®
- Honda SENSING®

SPECIFICATIONS & FEATURES

1.5 e:HEV RS eCVT	
ENGINE	
Type	Chain Driven DOHC i-VTEC
Displacement (cm³)	1498
Engine Maximum Power (kW @ r/min)	78/6000-6400
Engine Maximum Torque (Nm @ r/min)	127/4500-5000
Electric Motor Max Power(kW)	96
Electric Motor Max Torque(Nm)	253
Compression Ratio	13,5
Bore & Stroke (mm)	73 x 89,5
Fuel Consumption - Combined (l/100km)	4.2
CO ₂ Emissions (g/km)	100
Fuel Type	Unleaded petrol
Idle Stop	EV Mode
Engine Start System	Start / Stop Button
TRANSMISSION & STEERING	
Transmission Type	eCVT
Drive Wheels	Front Wheel Drive
Steering - Type	Electric Power Steering
- Tilt / Telescopic Adjustment	•
- Turning Radius (m)	5,5
SUSPENSION & BRAKES	
Suspension Type - Front	McPherson Strut
- Rear	Torsion Beam
Electric Parking Brake (EPB)	•
Brakes Type - Front	Ventilated Disc
- Rear	Disc
WHEELS & TYRES	
Wheel Size - Front & Rear	18X7.5J
Wheel Colour	Alloy
Tyre Size - Front & Rear	225/50R18 95V
Spare Wheel - Wheel Size	Tyre Repair Kit
Alloy Wheels	•
DIMENSIONS & CAPACITIES	
Length Overall (mm)	4398
Width Overall (mm)	1790
Height Overall (mm)	1590

1.5 e:HEV RS eCVT	
DIMENSIONS & CAPACITIES	
Wheelbase (mm)	2610
Track / Tread (mm) - Front / Rear	1535 / 1540
Ground Clearance (mm)	187
Tare Mass (kg)	1407
Max Permissible Weight (MPW) (kg)	1830
Towing Mass (Braked) (kg)	No Towing
Luggage Space (l) - VDA Method	304
- Rear Seat Down - Load to Window	956
- Rear Seat Down - Load to Roof	1274
Fuel Tank Capacity (l)	40
Max. Seating Capacity (Persons)	5
EXTERIOR	
Styling	
Door Handles	Body Coloured
Shark Fin Roof Antenna	Body Coloured
Panoramic Glass Roof	•
Tailgate Spoiler	•
Front Grille Colour	Sporty Chrome
Bumper Skid Garnish	Glossy Black
Lighting	
Headlight Type (Auto H/L)	LED
Headlight Adjuster	Auto
Turn Signal	Sequential LED
Auto High Beam (AHB)	•
Adaptive Drive Beam	•
Front Fog Lights	LED Projector
Daytime Running Lights	LED
Rear Tail Light Cluster	LED
COMFORT & CONVENIENCE	
Seating & Interior Styling	
Seat Split	60:40
Honda Magic Seats®	•
Seat Upholstery	Eco-Friendly Leather with Red Stitching & RS Badge
Steering Wheel & Gear Knob	Eco-Friendly Leather
Interior Ambient Light	White

SPECIFICATIONS & FEATURES

1.5 e:HEV RS eCVT	
COMFORT & CONVENIENCE	
Seating & Interior Styling	
Pedal Type	RS Syle
Front Seat Adjustment - Driver	8-Way Power Adjustment
- Passenger	Manual Adjustment
Armrests (Front & Rear)	•
Infotainment & Technology	
Infotainment System	8" Touchscreen
Multi-Information Display	7" TFT
Bluetooth® (Hands Free Telephone)	•
Apple CarPlay™ & Android Auto™ Compatibility	•
USB Connectivity (Front)	x 2
USB Charger (Rear)	x 2
Wireless Charger (15W)	•
Sound System	8 Speakers
Instruments & Controls	
Air Conditioning	Automatic
- With Rear Ventilation	•
- With Air Diffusion system	•
Drive Mode Select (ECON + NORMAL+SPORT)	•
Rear View Mirror	Half Frame Auto Dimming
Vanity Mirror (Driver & Passenger)	•
Side Mirrors - Electric	•
- Colour	Gloss Black
- Power Tilt	•
- Side Indicators	LED
Electric Windows - Front & Rear	•
- Auto Up/Down	All
Auto Wipers	•
Electric Tailgate with Hands-Free Assist	•
SAFETY	
Active Safety	
Vehicle Stability Assist (VSA)	•
Anti-lock Braking System (ABS)	•
Agile Handle Assist (AHA)	•
Electronic Brake-Force Distribution (EBD)	•

1.5 e:HEV RS eCVT	
SAFETY	
Active Safety	
Hill Start Assist (HSA)	•
Hill Descent Control (HDC)	•
Brake Hold	•
Rear View Camera	•
Parking Sensors	Rear
Passive Safety	
SRS Airbags - Dual Front, Side & Curtain	•
Seatbelt Pretensioning System - Front	•
Headlight & Key Reminder	•
Seatbelt Warning Reminder	Front & Rear
ISOFIX Child Seat Anchors - Rear	•
Advanced Safety (HONDA SENSING®)	
Adaptive Cruise Control	•
Low Speed Following	•
Collision Mitigation Braking System™	•
Forward Collision Warning System	•
Lane Keep Assist System	•
Road Departure Mitigation System	•
LaneWatch™ Camera	•
SECURITY	
Alarm System	•
ECU Immobiliser	•
Power Door Locking Switch	•
Auto Door Locking	•
Walk-Away Auto Locking	•
Smart Keyless Entry	•
AFTER SALES	
Hybrid Warranty	8 Year / 200 000 km
Warranty	5 year / 100 000 km



Indicated CO2 and fuel consumption figures quoted are obtained when testing the motorcycle in line with the compulsory requirements of SANS 20083 and therefore may not necessarily be achieved under day-to-day driving conditions. Actual fuel consumption figures may be influenced by a range of factors, including but not limited to motorcycle maintenance, driving style and behaviour. Fuel consumption may be further affected by the environmental factors and conditions under which the motorcycle is operated including altitude, road condition and traffic flow. The figures used in this guide should therefore be treated as indicative only.

Honda Mauritius under E.A.L Man Hin (Pty) Ltd. reserves the right to change and modify equipment or specifications at any time without prior notice. The models illustrated in this brochure may show specifications for various markets and not specifically for Honda Mauritius Market. They may include optional equipment and accessories not fitted as standard. Subject to error. For precise information, please contact your Honda Mauritius Dealership.